


# TECHNICAL SPECIFICATIONS



## SwipBox 141-series

SB141-9 base  
9 compartments

SB141-12 add-on  
12 compartments

SB141-1 returns  
1 compartment

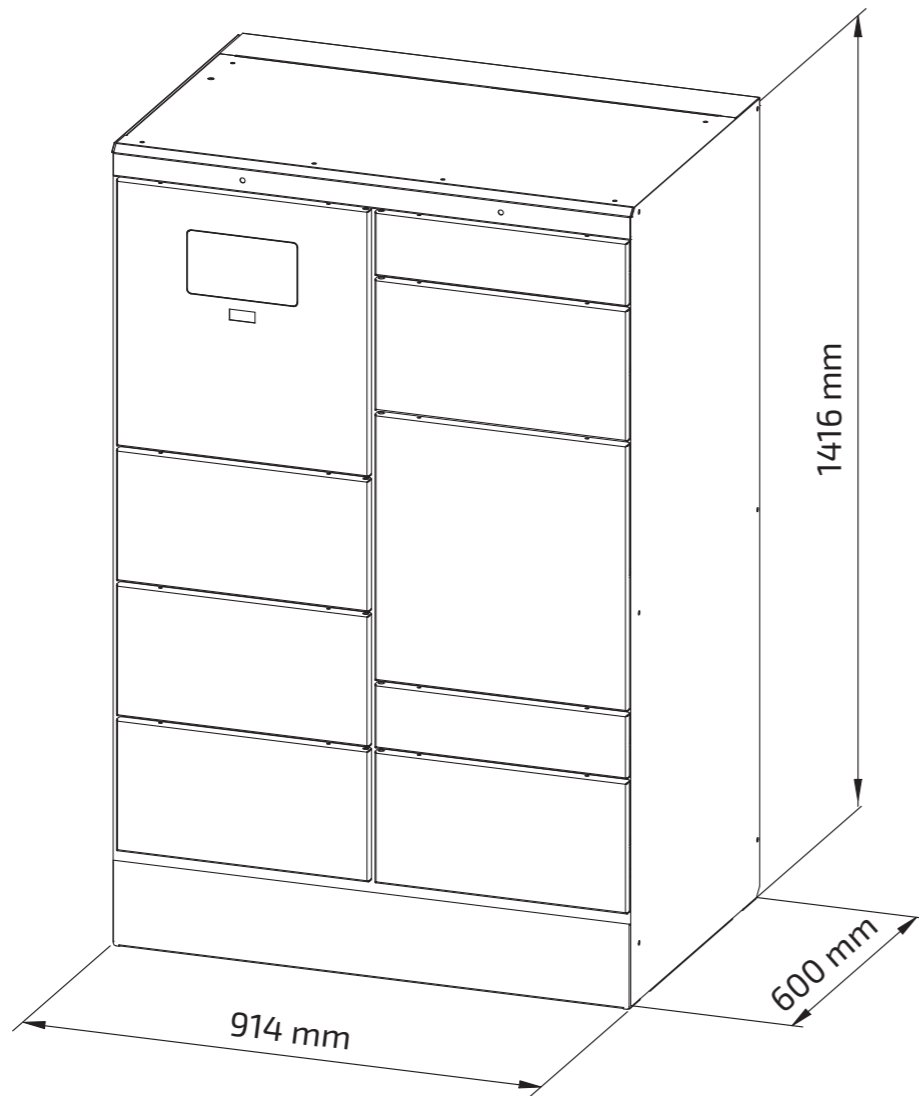
SwipBox International A/S  
Ellegårdvej 7  
DK-6400 Sønderborg

international@swipbox.com  
www.swipbox.com

# SwipBox 141-series




**SB141-9 base module**  
Outer dimensions




**Compartment size**  
Inner dimensions

|        | Small | Medium | Large | Returns |
|--------|-------|--------|-------|---------|
| Height | 104   | 222    | 461   | 400     |
| Width  | 402   | 402    | 402   | 500     |
| Depth  | 576   | 576    | 576   | 430     |

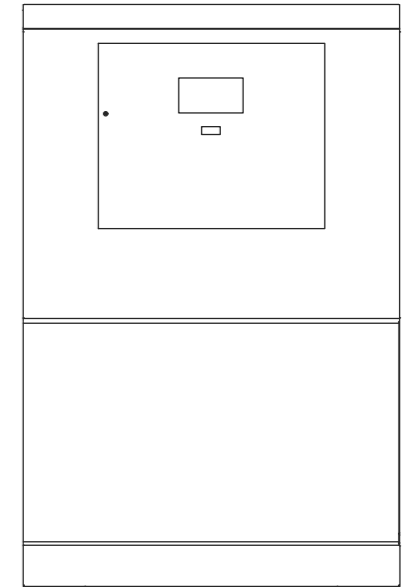
**SB141-9 base module**  
9 compartments



**SB141-12 add-on module**  
12 compartments

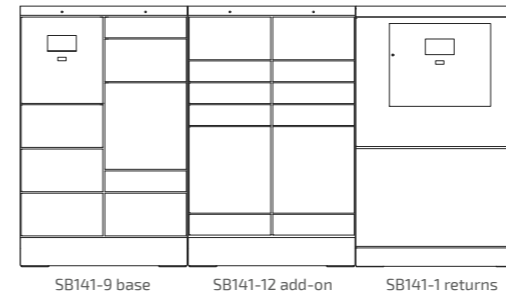


**SB141-1 returns module**  
1 compartment

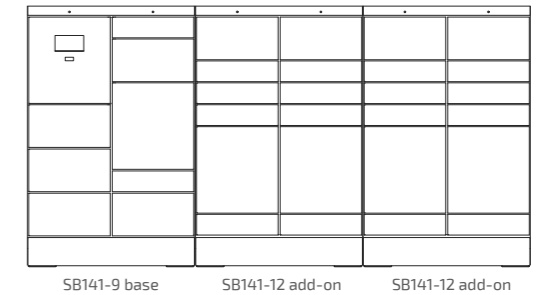


## Examples of configuration

**SB141 setup example**  
22 compartments



**SB141 setup example**  
33 compartments



## Data

|                           | Base / returns module |         | Add-on module          |
|---------------------------|-----------------------|---------|------------------------|
|                           | SB141-9               | SB141-1 | SB141-12               |
| Power input               | 100 - 240 VAC         |         | Powered by base module |
| Power / consumption       | 24V / 6W - 9W         |         |                        |
| Storage / transport temp. | -20 to +70°C          |         |                        |
| Operating temp.           | 0 to +50°C            |         |                        |
| Operating humidity max.   | 95% (Non condensing)  |         |                        |
| Weight                    | 136 kg                | 117 kg  | 142 kg                 |
| Paint                     | Powder coating        |         |                        |

If you need custom-made configurations, please contact: [information@swipbox.com](mailto:information@swipbox.com)